

MATERIALS & SPECIFICATIONS

PART NO.	A79041-001	REV	ECO	DATE	APP
		D	105215	01-22-19	HV

INSULATOR:
THERMOPLASTIC PER MIL-M-24519, TYPE GLCP-30F OR GST-40F NATURAL

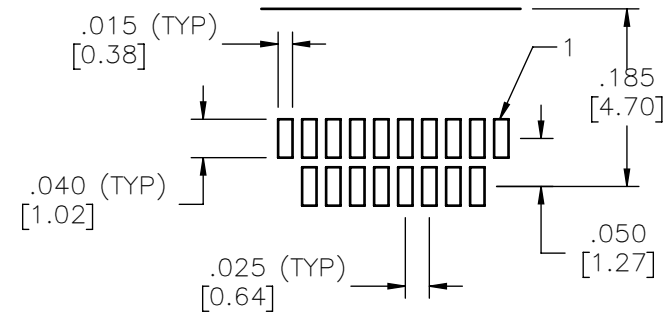
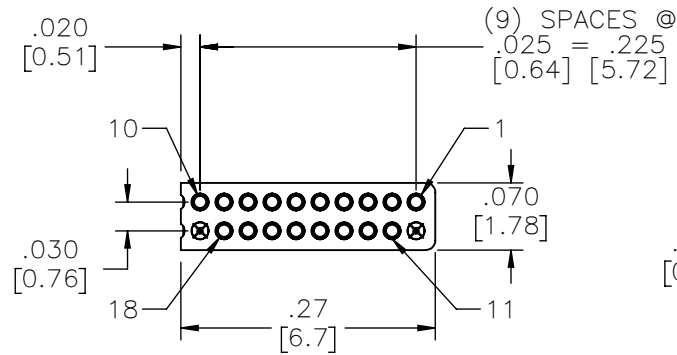
CONTACT:
COPPER ALLOY PER MIL-DTL-32139. GOLD PLATED PER ASTM B488, (HARD GOLD) TYPE II CODE C CLASS 1.27

TERMINATION:
SOLDER COATED PER J-STD-006 OR PLATED PER AMS-P-81728

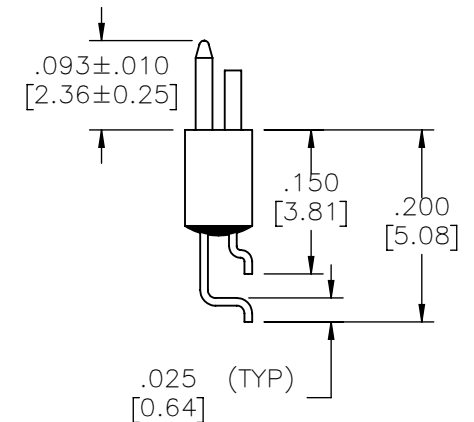
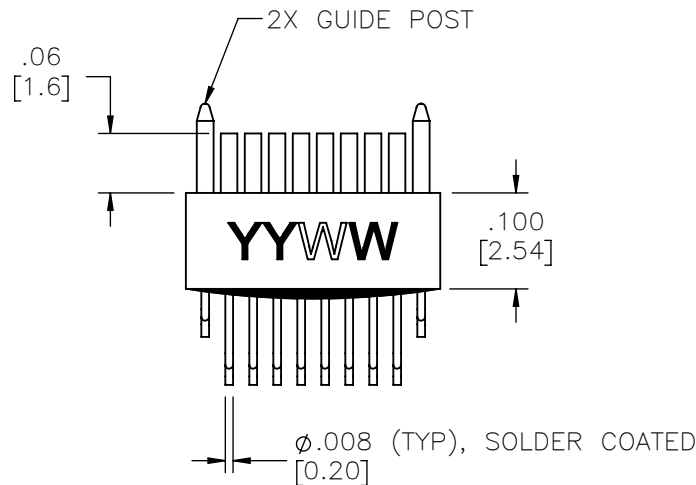
GUIDE POST:
BERYLLIUM COPPER ALLOY PER ASTM B196. ELECTROLESS NICKEL (100 MICRO INCHES MINIMUM) PER SAE-AMS-2404

CURRENT CAPACITY:
1 AMP MAX PER MIL-DTL-32139

CONTACT RESISTANCE:
71 MILLIOHMS (71mV) MAX @ 1.0 AMPS PER MIL-DTL-32139



SUGGESTED PAD LAYOUT



ACTUAL SIZE

NOTE:
DIMENSIONS IN [] ARE IN MILLIMETERS UNLESS OTHERWISE NOTED AND ARE FOR REFERENCE ONLY

MCTS	CSN	THIRD ANGLE	THIS DRAWING CONTAINS CONFIDENTIAL AND PROPRIETARY INFORMATION WHICH IS THE PROPERTY OF OMNETICS CONNECTOR CORP. THIS DOCUMENT MAY NOT, IN WHOLE OR IN PART, BE DUPLICATED, OR DISCLOSED FOR ANY PURPOSE, WITHOUT WRITTEN PERMISSION FROM OMNETICS CONNECTOR CORP.	
		-TOLERANCES-		
		UNLESS OTHERWISE NOTED		
		DIMENSIONS IN INCHES		
		DFTM. TLM	DATE 04-08-09	TITLE:
		CHK'D.	DATE	(18) SOCKET FEMALE
		APP'D.	DATE	DUAL ROW NANO
				CONNECTOR W/ GUIDE POSTS

OMNETICS
CONNECTOR CORPORATION
7260 COMMERCE CIRCLE EAST
MINNEAPOLIS, MN 55432
WWW.OMNETICS.COM

CAGE CODE 61873	
DWG NO. A79041-001	
SHEET 1 OF 1	REV D
SCALE: 5:1	