

AG-Series

Dual-channel Arbitrary Waveform Generator

- + Advanced DDS technology, max 60MHz frequency output
- + Up to 250MS/s sample rate, and 1μHz frequency resolution
- + Vertical Resolution : 14 bits, up to 1M arb waveform length
- + Comprehensive waveform output : 5 basic waveforms, and 45 built-in arbitrary waveforms
- + Comprehensive modulation functions : AM, FM, PM, FSK, PWM, Sweep, and Burst
- + High-accuracy frequency counter integrated, supported range 100mHz - 200MHz
- + SCPI, and LabVIEW supported
- + 4 inch high resolution (480 × 320 pixels) LCD
- + *could work with OWON SDS Series DSO smoothly*

+ Performance Specifications

Model	AG1012	AG1012F	AG1022	AG1022F	AG2052F	AG2062F
Channel	dual					
Frequency Output	10MHz		25MHz		50MHz	60MHz
Sample Rate	125MS/s			250MS/s		
Vertical Resolution	14 bits					

Waveform

Standard Waveform	Sine, Square, Pulse, Ramp, and Noise
Arbitrary Waveform	Exponential Rise, Exponential Fall, Sin(x)/x, Step Wave, and others, total 45 built-in waveforms, and user-defined arbitrary waveform

Frequency (resolution 1μHz)

Sine	1μHz - 10MHz	1μHz - 25MHz	1μHz - 50MHz	1μHz - 60MHz
Square	1μHz - 5MHz		1μHz - 25MHz	1μHz - 30MHz
Pulse	1μHz - 5MHz		1μHz - 10MHz	1μHz - 15MHz
Ramp	1μHz - 1MHz			
Noise	25MHz (-3dB) (typical)			
Arb	1μHz - 10MHz			

Amplitude

Amplitude	1mVpp - 10Vpp (50Ω), 1mVpp - 20Vpp (high impedance)
Resolution	1m Vpp or 4 digits
DC Offset Range (AD+DC)	±5V (50Ω), ±10V (high impedance)
DC Offset Range Resolution	1mV or 4 digits

Load Impedance	50Ω (typical)
----------------	---------------

Arbitrary Waveform

Wave Length	2 pts to 8K pts	2 pts to 1M pts
Non-volatile Memory	64M byte	

Modulation

Modulation Waveform	/	AM, FM, PM, FSK, Sweep, and Burst	AM, FM, PM, FSK, PWM, Sweep, and Burst
Modulation Frequency	/	2mHz to 20.00KHz (FSK 2mHz - 100KHz)	

Cymometer

Function	/	Frequency Period, +Width, -Width, +Duty, and -Duty
Frequency Range	/	100mHz ~ 200MHz
Frequency Resolution	/	6 digits/s

Power Amplifier Module (optional)

Input Impedance	50 kΩ	Output Impedance	<2 Ω
Max Input Voltage	2.2Vpp	Gain	X 10
Max Output Voltage	22 Vpp	Offset	<7%
Output Slew Rate	10V/us	Bandwidth (at full power)	DC 100kHz
Max Output Power	10 W		

Input / Output

Display	4 inch (480 × 320 pixels) LCD		
Type	external reference clock input / output	counter external modulation input , external trigger input , external reference clock input / output	
Communication Interface	USB host, and USB device, RS232 (option)		

Mechanical

Dimension (W×H×D)	235 × 110 × 295 (mm)
Device Weight	3.00 kg

Specifications subject to change without prior notice.

+ Application


design and debug circuit function test education & training

+ Accessories

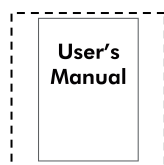
The accessories subject to final delivery.




Power Cord



CD Rom



Manual



USB Cable



Q9 Cable