

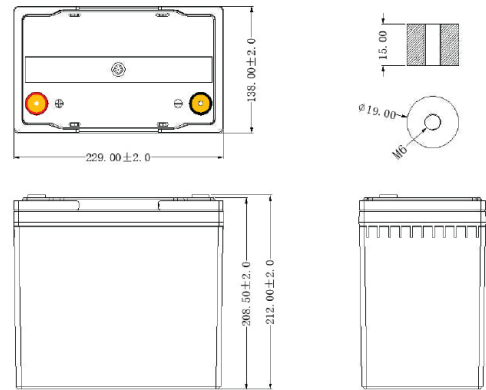
Lithium Iron Phosphate (LiFePO₄) Battery

■ Specifications

Electrical Characteristics	Nominal Voltage	12.8V
	Nominal Capacity	55AH
	Energy	704Wh
	Internal Resistance	≤ 20mΩ
	Cycle Life	>2000 cycles at 0.2C 100% DOD
	Self Discharge Per Month	<3%
	Efficiency of Charge	Near 100% @ 0.5C (when used with proper LiFePO ₄ charger)
	Efficiency of Discharge	96 ~ 99% @ 1C
Charge	Charge Voltage	14.6 ± 0.2V
	Charge Mode	CC at 0.2C to 14.6V, then at CV14.6V to charge current less than 0.02C
	Charge Current	14.6A
	Max. Charge Current	20A
	Over Voltage Protection	15.6V ± 0.2V
Discharge	Max. Continuous Current	55A (not for Cycle Life)
	Max. Pulse Current	110A (<3s)
	Discharge Cut-off Voltage	9.6V
Environmental	Charge Temperature	0°C to 45°C (32°F to 113°F) at 60 ± 25% Relative Humidity
	Discharge Temperature	-20°C to 60°C (-4°F to 140°F) at 60 ± 25% Relative Humidity
	Storage Temperature	0°C to 40°C (32°F to 104°F) at 60 ± 25% Relative Humidity
	Water/Dust Resistance	IP56
Mechanical	Cell Material	LiFePO ₄
	Plastic Case	ABS
	Dimensions (in./mm)	9.02 x 5.43 x 8.31 / 229 x 138 x 212
	Weight (lbs./kg.)	18.08 / 8.2
BMS	Terminal Type	M6
	Protection Function	Over charge. Over discharge. Over current. Short circuit, Balancing, Temperature.

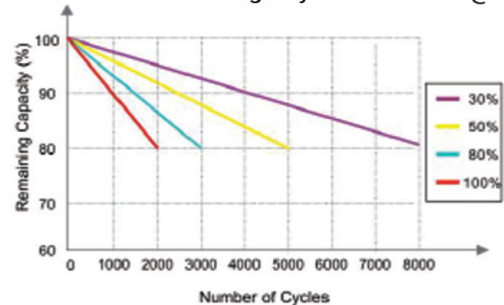


■ Physical Dimensions

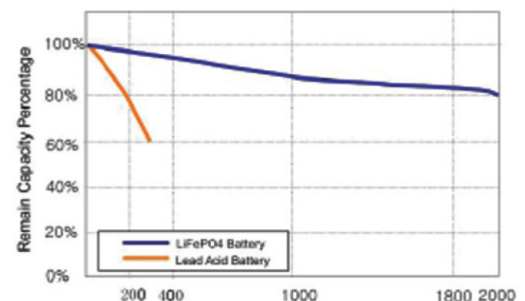


■ Discharge Characteristics

Different DOD Discharge Cycle Life Curve @ 1C



Cycle Life Performance Curve @ 25°C



Zeus Battery highly recommends to use LiFePO₄ charger suitable for each battery for optimum charge performance